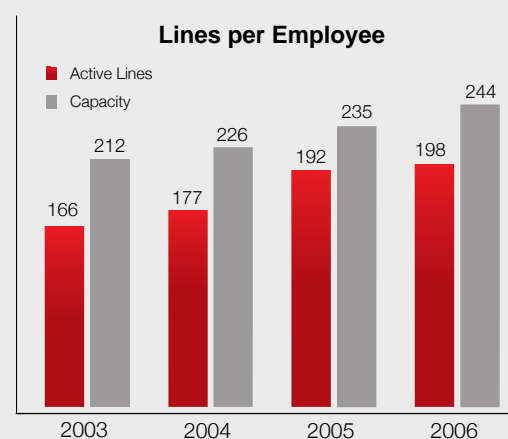
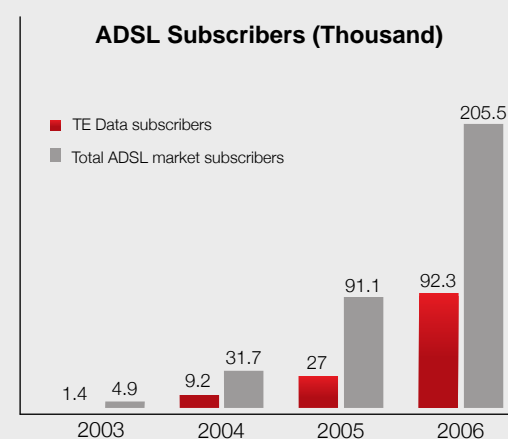
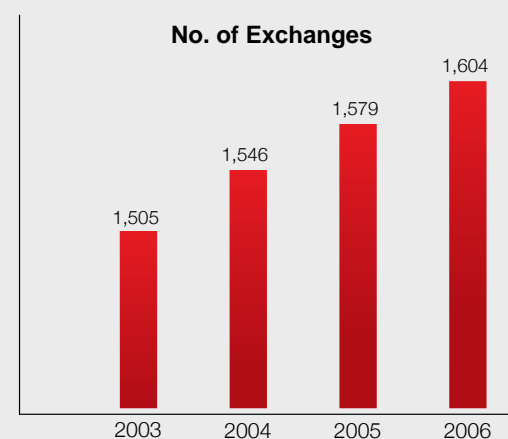
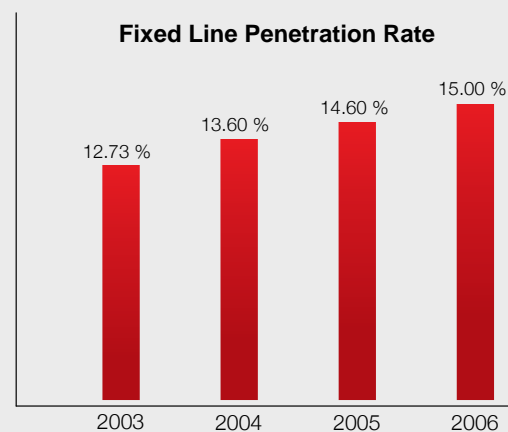
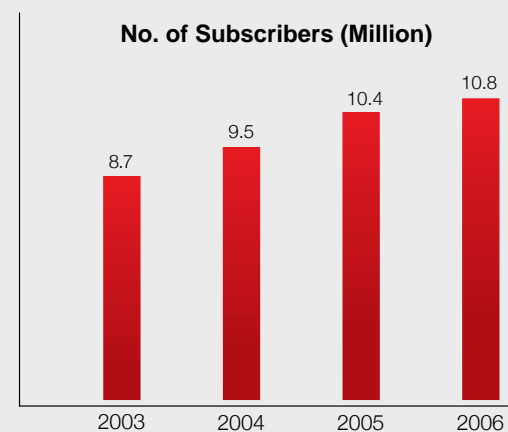


Key Performance Indicators



Financial Highlights

* Financial Highlights (in millions)	Dec - 06	Dec - 05	% Change
Sales Revenue	9,517	8,550	11.3%
EBITDA	5,411	4,459	21.4%
EBITDA Margin	56.9%	52.2%	
EBIT	2,569	1,847	39.1%
EBIT Margin	27.0%	21.6%	
Profit Before Taxes	2,913	2,483	17.3%
Net Profit	2,445	1,933	26.5%
Net Profit Margin	25.7%	22.6%	
Total Assets	35,657	31,163	14.4%
Total Shareholders' Equity	23,839	22,169	7.5%

* Financial figures are according to the International Financial Reporting Standards (IFRS)

Company Milestones

Month	Milestones
February 2006	On February 22 nd 2006, Telecom Egypt's joint venture launched commercial services in Algeria under the brand name "Lacom".
October 2006	On October 2 nd 2006, Telecom Egypt announced the outcome of its Public Tender Offer to acquire an additional stake of up to 24.4% of Vodafone Egypt. Telecom Egypt's shareholding stake in Vodafone Egypt reached 48.97%.
November 2006	On November 8 th 2006, Vodafone and Telecom Egypt announced that they entered into a new strategic partnership to increase cooperation between both parties and to jointly develop a range of products and services for the Egyptian market. Telecom Egypt's shareholding stake in Vodafone Egypt reached 44.66% after tendering 4.31% of Vodafone Egypt to Vodafone. On November 2006, Telecom Egypt's internet subsidiary TE Data launched the first IP-TV based entertainment service in Egypt.